

# EVSCAN (Week 27) As of Jun 29, 2022

EV SCAN is a weekly report produced by the Enteric and Vector-borne Disease Section of the Centre for Health Protection, Department of Health. It summarises the surveillance findings of local situation of hand, foot and mouth disease (HFMD) and enterovirus 71 (EV71) infection.

## HIGHLIGHTS

- The activity of hand, foot and mouth disease (HFMD) is at baseline level in Hong Kong.
- In Hong Kong, the usual peak season for HFMD and EV71 infection is from May to July. A smaller peak may also occur from October to December.
- HFMD is a common disease in children usually caused by enteroviruses such as Coxsackieviruses and EV71. EV71 infection is of particular concern as it is more likely to be associated with severe medical complications and even death.

## LATEST FIGURES IN HONG KONG

### HFMD (including herpangina) institutional outbreaks

Time Period	Number reported
This week, preliminary data (Week 27, Jun 26 to Jun 29)	0
Last week (Week 26, Jun 19 to Jun 25)	0
2022 as of Jun 29	0

### Laboratory confirmed EV71 infection

Time Period	Number reported
This week, preliminary data (Week 27, Jun 26 to Jun 29)	0
Last week (Week 26, Jun 19 to Jun 25)	0
2022 as of Jun 29	0
Cases with severe complication in 2022 as of Jun 29	0
Fatal cases in 2022 as of Jun 29	0

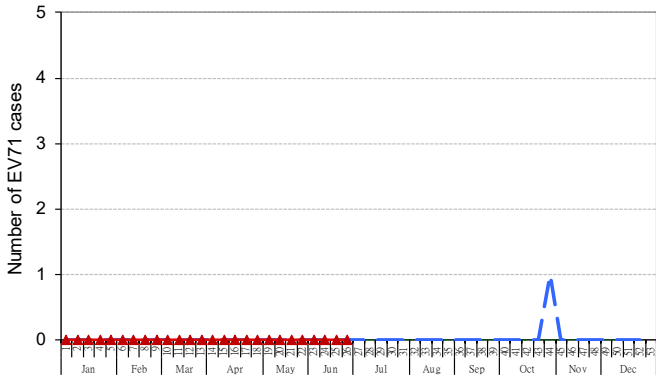
### Severe paediatric enterovirus infection (other than EV71 and poliovirus)

Time Period	Number reported
This week, preliminary data (Week 27, Jun 26 to Jun 29)	0
Last week (Week 26, Jun 19 to Jun 25)	0
2022 as of Jun 29	0
Fatal cases in 2022 as of Jun 29	0

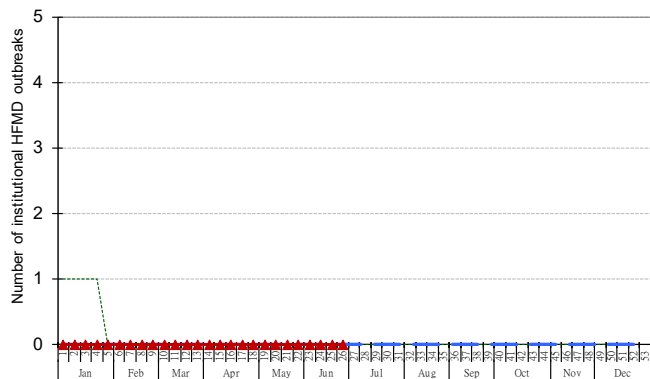
## ANNUAL NUMBER OF HFMD OUTBREAKS AND EV71 INFECTION IN HONG KONG

Year	Number of HFMD (including herpangina) institutional outbreaks	Persons affected in HFMD (including herpangina) institutional outbreaks	Number of EV71 cases	Number of EV71 deaths
2016	875	5084	38	0
2017	420	2229	49	0
2018	444	2666	62	0
2019	675	3884	6	0
2020	3	10	0	0
2021	0	0	1	0

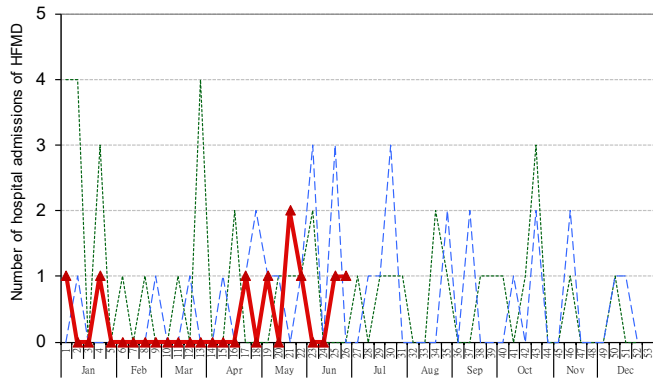
**Figure 1. No. of EV71 cases by week since 2020**



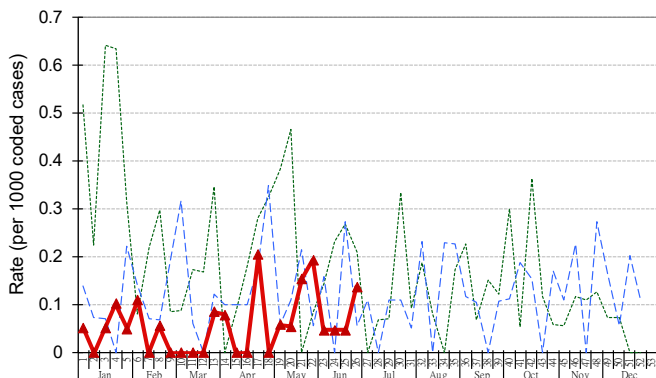
**Figure 2. No. of HFMD institutional outbreaks by week since 2020**



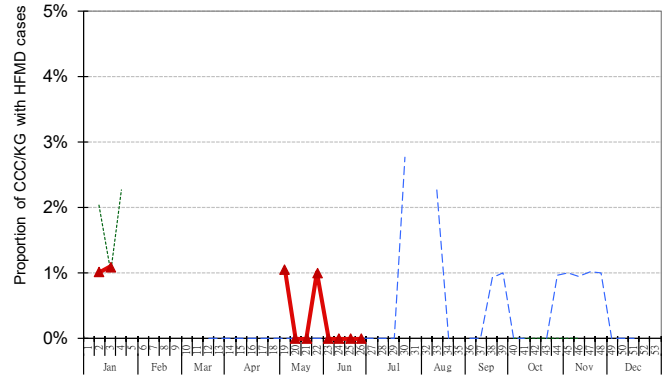
**Figure 3. No. of hospital admission episodes of HFMD by week since 2020**



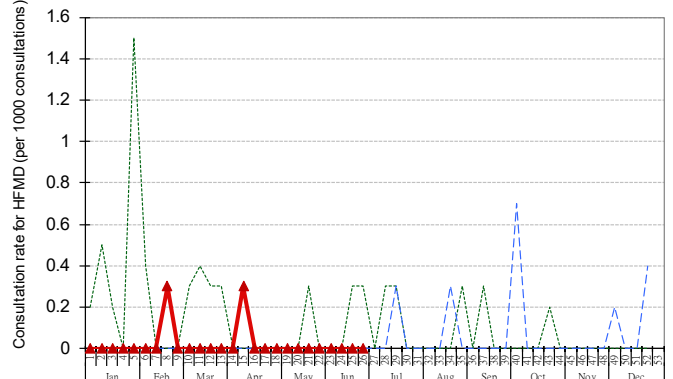
**Figure 4. Accident & Emergency Departments surveillance of HFMD syndrome group since 2020**



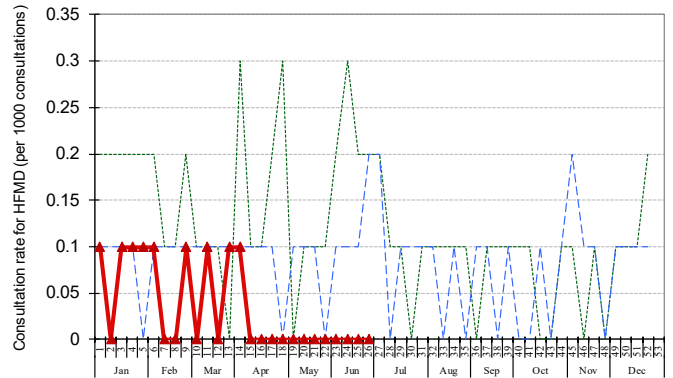
**Figure 5. HFMD sentinel surveillance based at child care centres/kindergartens by week since 2020**



**Figure 6. HFMD sentinel surveillance among private medical practitioner clinics by week since 2020**



**Figure 7. HFMD sentinel surveillance among General Out-patient Clinics by week since 2020 (Note)**



Note: The Centre for Health Protection has started to use electronic data on diagnosis coding of patients of the Hospital Authority's General Out-patient Clinics for sentinel surveillance since January 2020, replacing previous manual data collection.

Legend: ----- 2020    - - - - 2021    - - - - 2022